
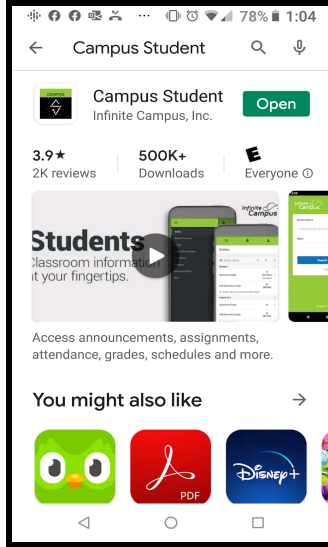


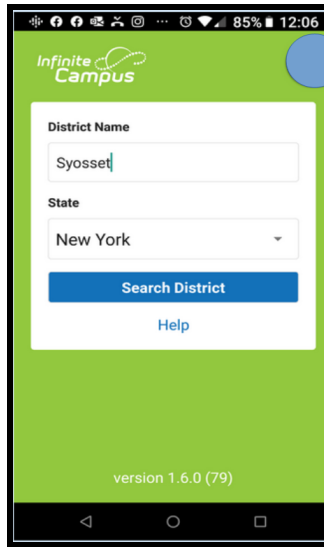
## 1. Download App




## 2. Open App



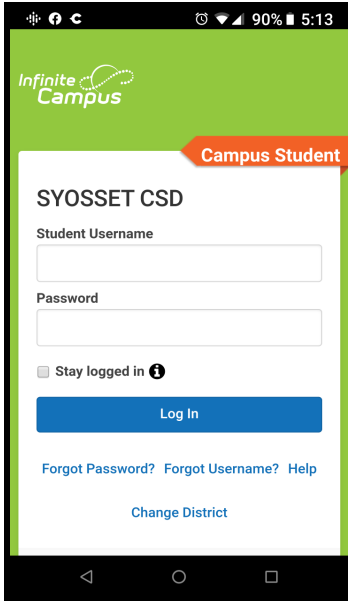
## 3. Enter District & State



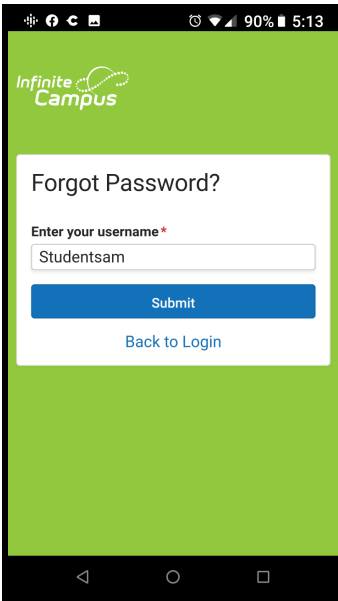
## 4. Confirm District



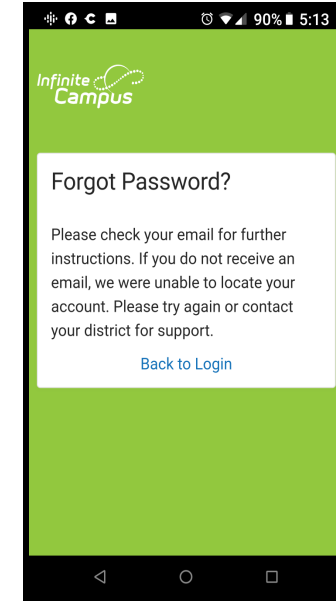
## 5. Click Forgot Password



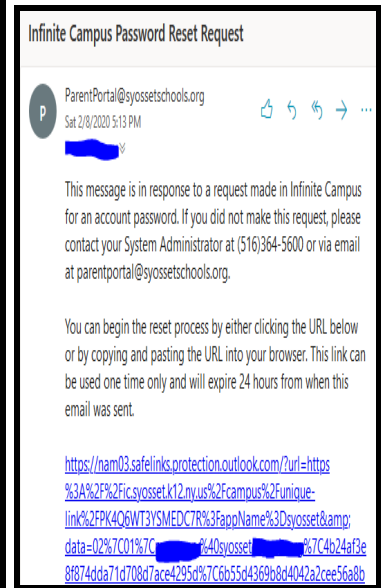
## 6. Username/Submit



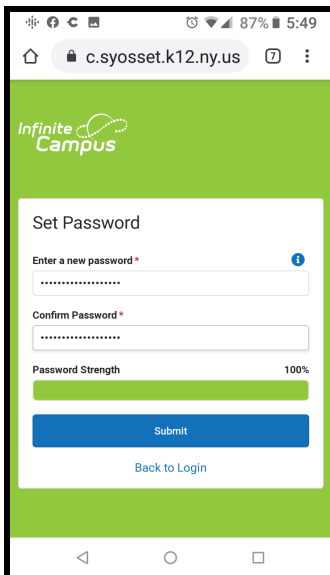
## 7. This screen appears



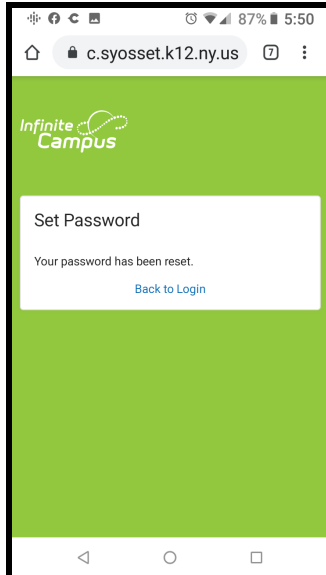
## 8. Click link in Email



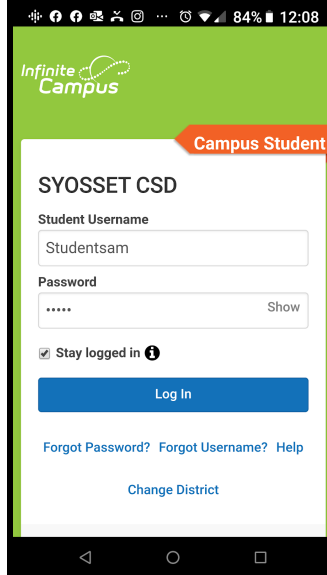
## 9. Set new Password



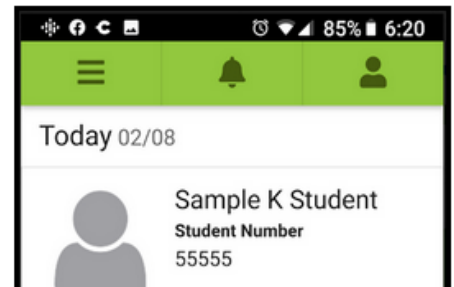
## 10. Back to Login



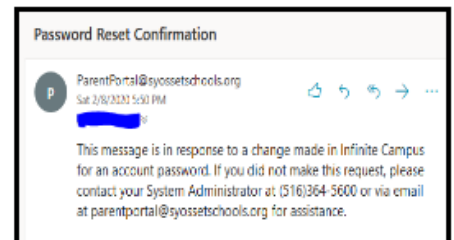
## 11. Username/Password



## 12. You're logged in!



Note: You'll also receive a Confirmation Email



## Detailed Instructions:

1. **Download the Campus Student App** from the App Store or Google Play
2. **Open the App**
3. Enter "**Syosset**" under District Name, enter "**New York**", then click **Search District**
4. **Select Syosset CSD**
5. Your account has been created with a default password that you need to reset for security purposes. To do this: Click "**Forgot Password?**"

Your **username** is your **network username** (the beginning of your email address **before** the @ sign.)

6. **Enter Username** and click **Submit**
7. **Check your school email** for the password link.
8. **Click the link in your email**
9. **Create a new password** -- your password strength must be 100%
10. **Login**

**If you need additional help setting up the App on your phone,  
please see your Library Media Specialists in the Library.**